



# ONE EARTH ONE HOME

## INSTRUCTION MANUAL





# WELCOME TO ONE EARTH ONE HOME MANUAL

ONE EARTH ONE HOME IS A PAN INDIA DIGITAL MOVEMENT  
TOWARDS GREENER HOMES & A SUSTAINABLE FUTURE



The One Earth One Home is an empowering model where the students will steer a change in their homes to adopt pro-conservation attitudes and sustainable practices.

It is aligned with multiple Sustainable Development goals (SDGs)





# TABLE OF CONTENTS

S NO.	DETAILS	PAGE NUMBER
1	The Model	4
2	The Journey	5
3	Pre-Survey of Students	6
4	<b>Step 1 – Seek and Find</b>	7
	Class 1-2	8
	Class 3,4 and 5	9
	Class 6,7 and 8	10
5	Report Back	11
6	<b>Step 2 – Look and Learn</b>	12
	Class 1-2	13
	Class 3,4 and 5	14
	Class 6,7 and 8	15
7	Report Back	16
8	<b>Step 3 – Discuss and Do</b>	17
	Class 1-2	18
	Class 3,4 and 5	19
	Class 6,7 and 8	20
9	Report Back	22
10	Pre-Survey of Students	23
11	Links to all resources	24





# ONE EARTH ONE HOME THE MODEL

**One Earth One Home is a short digital movement.**



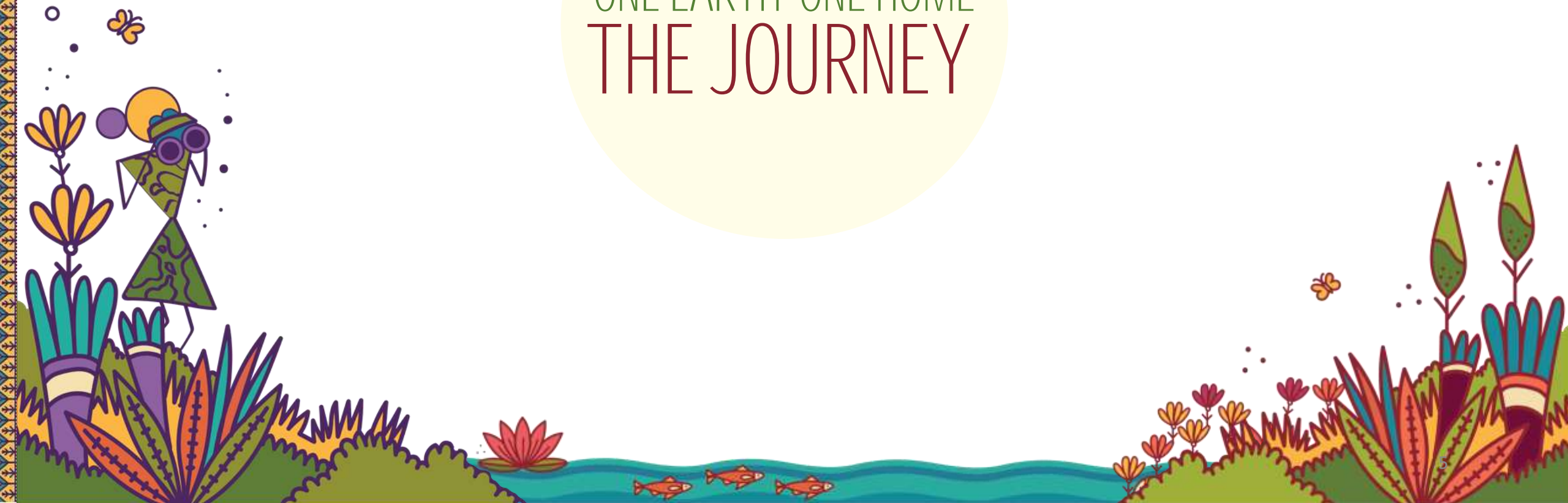
10 WEEKS OF ENGAGING ACTIVITIES



REQUIRES ONLY 30 MINS PER WEEK



ONE EARTH ONE HOME  
THE JOURNEY





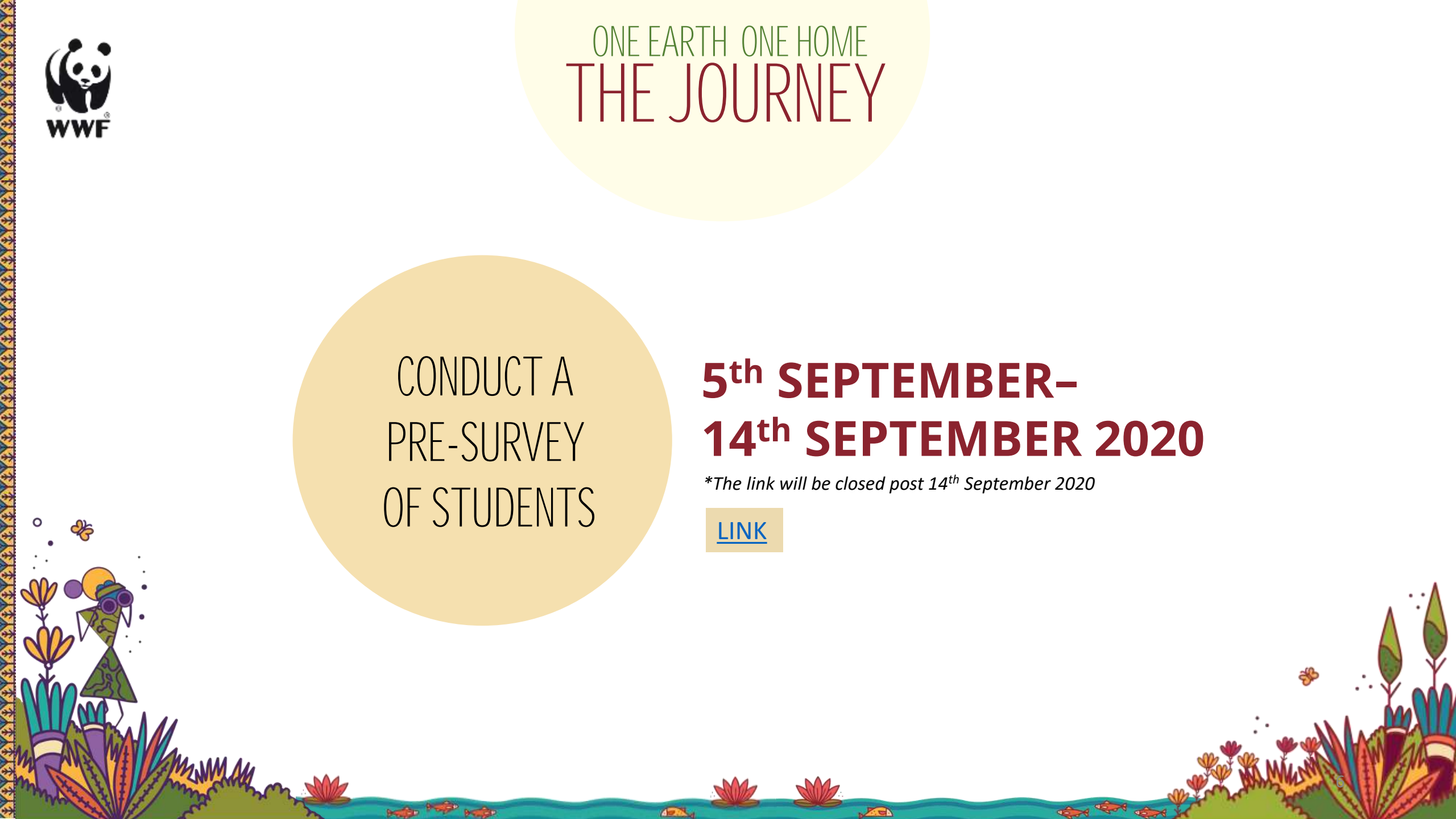
ONE EARTH ONE HOME  
**THE JOURNEY**

CONDUCT A  
PRE-SURVEY  
OF STUDENTS

**5<sup>th</sup> SEPTEMBER–  
14<sup>th</sup> SEPTEMBER 2020**

*\*The link will be closed post 14<sup>th</sup> September 2020*

[LINK](#)





# ONE EARTH ONE HOME THE JOURNEY

## STEP 1



## SEEK & FIND

In this the children will discover and explore nature in their homes from the windows to the balconies.

**14<sup>TH</sup> SEPTEMBER–  
28<sup>th</sup> SEPTEMBER 2020**







## CLASS 1 & 2

SEEK AND FIND CONTAINS 3 WORKSHEETS AND 3 VIDEOS



To access the resources  
on the DIKSHA portal  
click below



**VIDEO  
V1A**



**WORKSHEET  
W1A**



**VIDEO  
V1B  
JUNIOR**



**WORKSHEET  
W1B**



**VIDEO  
V1C**



**WORKSHEET  
W1C**



**Nature Nature  
Everywhere!**

The children will explore nature visually with a virtual walk by watching this video

**My Nature Journal**

The children will create a nature journal and draw all the plants and animals they saw during the virtual walk.

**Nature Friends**

A visual story about plants and animals in and around the house

**Be a Nature  
Detective!**

The children will find animals that they can see in or around their houses.

**Nature and Nation**

The children will watch the video to know more about plants & animals of India and their state.

**My State Plant  
and Animal**

The children will draw their state animal and plant.





# CLASS 3,4 & 5

SEEK AND FIND CONTAINS 3 WORKSHEETS AND 3 VIDEOS



To access the resources on the DIKSHA portal click on the image below



**VIDEO V1A**



**WORKSHEET W1A**



**VIDEO V1B JUNIOR**



**WORKSHEET W1B**



**VIDEO V1C**



**WORKSHEET W1C**



**Nature Nature Everywhere!**

The children will explore nature visually with a virtual walk by watching this video

**My Nature Journal**

The children will create a nature journal and draw all the plants and animals they saw during the virtual walk.

**Nature Friends**

A visual story about plants and animals in and around the house

**Be a Nature Detective!**

The children will find animals that they can see in or around their houses.

**Nature and Nation**

The children will watch the video to know more about plants & animals of India and their state.

**My State Plant and Animal**

The children will draw their state animal and plant.



To access the resources  
on the DIKSHA portal  
click on the image below



## CLASS 6,7 & 8

SEEK AND FIND CONTAINS 4 WORKSHEETS AND 3 VIDEOS



**VIDEO  
V1A**



**WORKSHEET  
W1A**



**VIDEO  
V1B  
SENIOR**



**WORKSHEET  
W1B**



**WORKSHEET  
W1C**



**VIDEO  
V1C**



**WORKSHEET  
W1D**



**Nature Nature  
Everywhere!**

The children will explore nature visually with a virtual walk by watching this video

**My Nature Journal**

The children will create a nature journal and draw all the plants and animals they saw during the virtual walk.

**Nature Friends**

A visual story about plants and animals in and around the house

**Be a Nature  
Detective!**

The children will find animals that they can see in or around their houses.

**Keen Observer**

The Children will observe and draw the small or big plant, animal, bird or insect and label its parts.

**Nature and Nation**

The children will watch the video to know more about plants & animals of India and their state.

**My State and  
its biodiversity**

The children will draw their state animal and plant.



**REPORT  
BACK**

After the students have completed Step 1 of the One Earth One Home Programme, please share their successes with us.

Upload a picture of the drawing of a flower or small plant made by anyone of your student in Worksheet W1B.

Send it to the link provided to you

[LINK](#)



# ONE EARTH ONE HOME THE JOURNEY



## LOOK & LEARN

In this step the children will conduct audits and adopt greener habits.

**28<sup>TH</sup> SEPTEMBER -  
8<sup>th</sup> OCTOBER 2020**







## CLASS 1 & 2

SEEK AND FIND CONTAINS 3 WORKSHEETS AND 1 VIDEO



To access the resources  
on the DIKSHA portal  
click on the image below



**VIDEO  
V2A**



**WORKSHEET  
W2A**



**WORKSHEET  
W2B**



**WORKSHEET  
W2C**



**Our Choices  
Matter**

The children will watch a photo story of a house which is simple, well designed and cares for the planet.

**My Habit  
Checklist**

The Children will check their habits from the chart and count if they have got more handprints or footprints.

**Is my home an  
Eco-friendly  
Home?**

The children will find out how eco-friendly is their home.

**Family  
Meeting**

The children will discuss their findings and draw the things that their family will do to become a more eco-friendly home.



## CLASS 3,4 & 5

SEEK AND FIND CONTAINS 3 WORKSHEETS AND 1 VIDEO



To access the resources  
on the DIKSHA portal  
click on the image below



**VIDEO  
V2A**



**WORKSHEET  
W2A**



**WORKSHEET  
W2B**



**WORKSHEET  
W2C**



**Our Choices  
Matter**

The children will watch a visual story of a house which is simple, well designed and cares for the planet.

**My Habit  
Checklist**

The Children will check their habits from the chart and count if they have got more handprints or footprints.

**Is my home an  
Eco-friendly  
Home?**

The children will find out how eco-friendly is their home.

**Family  
Meeting**

The children will discuss their findings and draw the things that their family will do to become a more eco-friendly home.



## CLASS 6,7 & 8

SEEK AND FIND CONTAINS 3 WORKSHEETS AND 1 VIDEO



To access the resources  
on the DIKSHA portal  
click on the image below



**VIDEO  
V2A**



**WORKSHEET  
W2A**



**WORKSHEET  
W2B**



**WORKSHEET  
W2C**



**Our Choices  
Matter**

The children will watch a visual story of a house which is simple, well designed and cares for the planet.

**My Habit  
Checklist**

The Children will check their habits from the chart and count if they have got more handprints or footprints.

**Is my home an  
Eco-friendly  
Home?**

The children will find out how eco-friendly is their home.

**Family  
Meeting**

The children will discuss their findings and draw the things that their family will do to become a more eco-friendly home.



**REPORT  
BACK**

After the students have completed Step 2 of the One Earth One Home Programme, please share their successes with us.

Upload a picture of the family meeting worksheet completed by any one of your student in Worksheet W1C.

Send it to the link provided to you

[LINK](#)





# ONE EARTH ONE HOME THE JOURNEY

STEP 3



## DISCUSS AND DO

In this step the children will build a greener home with family and friends.

**8<sup>th</sup> NOVEMBER–  
30<sup>th</sup> NOVEMBER 2020**





## CLASS 1 & 2

DISCUSS AND DO CONTAINS 3 WORKSHEETS AND 2 VIDEOS



To access the resources  
on the DIKSHA portal  
click on the image below



**VIDEO  
V3A**



**WORKSHEET  
W3A**



**VIDEO  
V3B**



**WORKSHEET  
W3B**



**WORKSHEET  
W3C**



**Sow, Make,  
Grow !**

The children will learn how to grow a plant at home with this video

**My Little Garden**

The children will first discuss and then grow a plant with their family.

**Let's talk  
rubbish!**

The children will learn how to create less waste and segregate their waste through this video

**I am  
Responsible**

The children will list down different kinds of waste produced in through houses and divide them into dry waste and wet waste.

**Let's Make  
our Home  
A Green Home**

The children and their families will watch the habits for a week.



## CLASS 3,4 & 5

DISCUSS AND DO CONTAINS 4 WORKSHEETS AND 3 VIDEOS



To access the resources  
on the DIKSHA portal  
click on the image below



**VIDEO  
V3A**



**WORKSHEET  
W3A**



**VIDEO  
V3B**



**WORKSHEET  
W3B**



**VIDEO  
V3C**



**WORKSHEET  
W3C**



**WORKSHEET  
W3D**



**Sow, Make,  
Grow !**

The children will learn how to grow a plant at home with this video.

**My Little Garden**

The children will first discuss and then grow a plant with their family.

**Let's talk  
rubbish!**

The children will learn how to create less waste and segregate their waste through this video

**I am  
Responsible**

The children will list down different kinds of waste produced in through houses and divide them into dry waste and wet waste.

**Nature Recyclers**

The children will learn about composting and how they can do it at home.

**Magic in my  
Backyard**

The children will watch the habits of the family for a week.

**Let's Make  
our Home  
A Green Home**

The children and their families will watch the habits for a week.





## CLASS 6,7 & 8

DISCUSS AND DO CONTAINS 3 WORKSHEETS AND 3 VIDEOS



To access the resources  
on the DIKSHA portal  
click on the image below



**VIDEO  
V3A**



**WORKSHEET  
W3A**



**VIDEO  
V3B**



**WORKSHEET  
W3B**



**VIDEO  
V3C**



**WORKSHEET  
W3C**



**WORKSHEET  
W3D**



**Sow, Make,  
Grow !**

The children will learn how to grow a plant at home with this video.

**My Little Garden**

The children will first discuss and then grow a plant with their family.

**Let's talk  
rubbish!**

The children will learn how to create less waste and segregate their waste through this video

**I am  
Responsible**

The children will list down different kinds of waste produced in through houses and divide them into dry waste and wet waste.

**Nature Recyclers**

The children will learn about composting and how they can do it at home.

**Magic in my  
Backyard**

The children will watch the habits of the family for a week.

**Let's Make  
our Home -  
A Green Home**

The children and their families will watch the habits for a week.



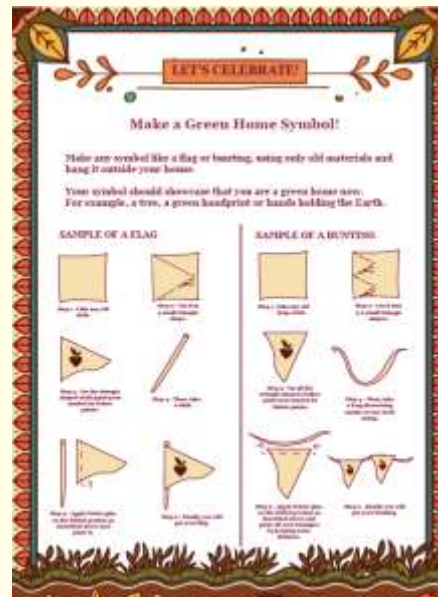


To access the resources  
on the DIKSHA portal  
click on the image below



## LET'S CELEBRATE

The children will now make a symbol from old material and fix it outside their homes to showcase that they are now a green home.



## GREEN FAMILY PLEDGE!

The children and their families will now write things they will always continue to do as a family. They will all sign a pledge and display it in their homes.

We pledge to continue living a green home and a green family by:		
Plant and nurture a tree		
Water		
Food		
Waste		
Name	Relationship with the child	Sign, Date/Date



**REPORT  
BACK**

After the students have completed Step 3 of the One Earth One Home Programme, please share their successes with us.

Upload a picture of the family habit chart completed by any one of your student in Worksheet W3C.

Send it to the link provided to you

[LINK](#)



ONE EARTH ONE HOME  
**THE JOURNEY**

CONDUCT A  
POST-SURVEY  
OF STUDENTS

**30<sup>th</sup> NOVEMBER –  
10<sup>th</sup> DECEMBER 2020**

*\*The link will be closed post 10th December 2020*

LINK WILL BE UPDATED SOON





# ONE EARTH ONE HOME LINKS

**Please select the image/text to access the resources of One Earth One Home**



**Diksha Platform**



**Education Departments  
Website**



**Facebook group**

[HINDI](#)

[ENGLISH](#)



**WWF India's  
Webpage**





**50**  
**YEARS IN INDIA**